



**Demographic Overview For A 1 Mile Radius from Subject Property \***

Persons  
Households  
Percent Children

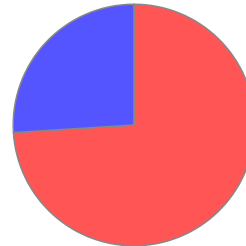
3,403 Families  
1,627 Persons Per Household  
15.14 %

913  
2.1



**Age Distribution**

- Age 0 to 17
- Age 18 to 24
- Age 25 to 44
- Age 45 to 54
- Age 55 to 64
- Age 65 and over



**Occupancy - Rent vs Own**

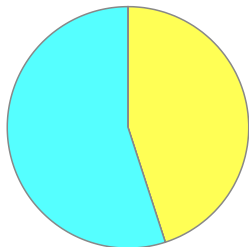
- Owner
- Occupant

Source: 2020 Census / US Census Bureau

House Median Year Built  
Average Home Value  
Average Rent

1973 Per Capita Income  
\$361,943 Average Household Income  
\$1,753

\$53,857  
\$79,157



**Education Attained**

- 9th Grade or Lower
- 9th - 12th (no diploma)
- HS Diploma/GED
- Some College
- Associate Degree
- Bachelor Degree
- Graduate Degree



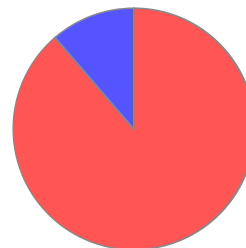
**Education - Current Enrollment**

- Preschool/Kindergarten
- Grade School
- Middle School
- High School
- College
- Graduate School



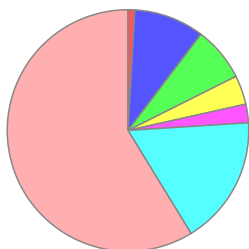
**Family Type**

- Married
- Single/Female Head
- Single/Male Head



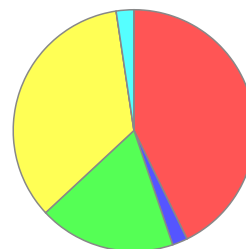
**Place of Employment**

- Work In County
- Work Out of County
- Work Out of State



**Year Built Distribution**

- Since 2010
- 2000 - 2009
- 1990 - 1999
- 1980 - 1989
- 1970 - 1979
- 1960 - 1969
- 1950 - 1959
- 1949 or before



**Occupation**

- Mgmt/Prof
- Healthcare
- Service
- Sales/Office
- Farming
- Construction
- Production

Source: 2023 American Community Survey, 5 year estimates / US Census Bureau

\*Includes all data from census blocks completely or partially located inside the noted radius.