



**Demographic Overview For A 1 Mile Radius from Subject Property \***

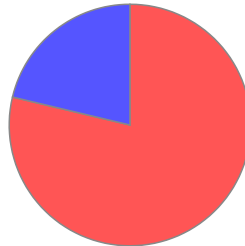
Persons  
Households  
Percent Children

6,858 Families  
3,003 Persons Per Household  
17.31 %

1,980  
2.3



- Age Distribution**
- Age 0 to 17
  - Age 18 to 24
  - Age 25 to 44
  - Age 45 to 54
  - Age 55 to 64
  - Age 65 and over



- Occupancy - Rent vs Own**
- Owner
  - Occupant

Source: 2020 Census / US Census Bureau

House Median Year Built  
Average Home Value  
Average Rent

2000 Per Capita Income  
\$352,800 Average Household Income  
\$1,438

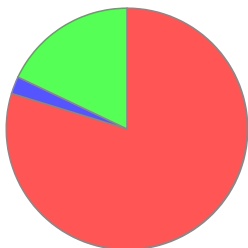
\$53,095  
\$97,626



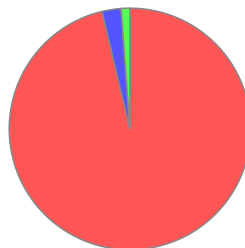
- Education Attained**
- 9th Grade or Lower
  - 9th - 12th (no diploma)
  - HS Diploma/GED
  - Some College
  - Associate Degree
  - Bachelor Degree
  - Graduate Degree



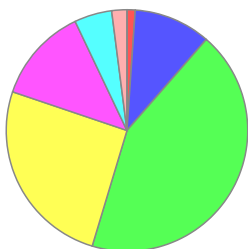
- Education - Current Enrollment**
- Preschool/Kindergarten
  - Grade School
  - Middle School
  - High School
  - College
  - Graduate School



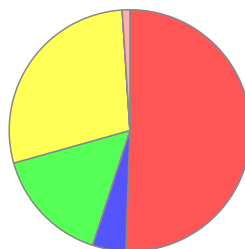
- Family Type**
- Married
  - Single/Female Head
  - Single/Male Head



- Place of Employment**
- Work In County
  - Work Out of County
  - Work Out of State



- Year Built Distribution**
- Since 2010
  - 2000 - 2009
  - 1990 - 1999
  - 1980 - 1989
  - 1970 - 1979
  - 1960 - 1969
  - 1950 - 1959
  - 1949 or before



- Occupation**
- Mgmt/Prof
  - Healthcare
  - Service
  - Sales/Office
  - Farming
  - Construction
  - Production

Source: 2023 American Community Survey, 5 year estimates / US Census Bureau

\*Includes all data from census blocks completely or partially located inside the noted radius.