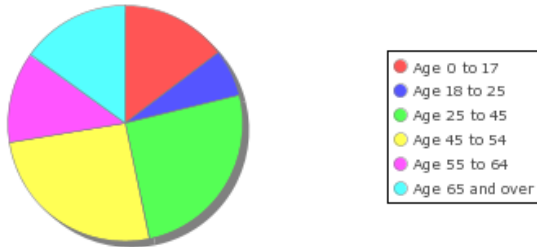




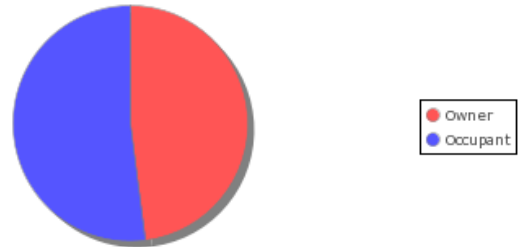
Demographic Overview For A 1/2 Mile Radius from Subject Property*

Persons	14,470	Families	3,863
Households	6,095	Persons Per Household	2.4
Percent Children	16.88 %		

Age Distribution



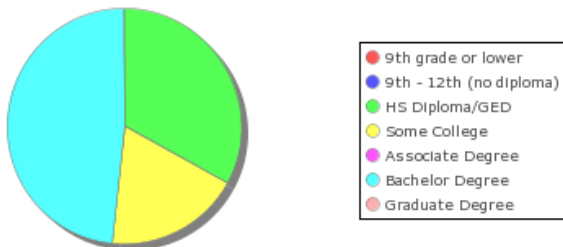
Occupancy - Rent vs Own



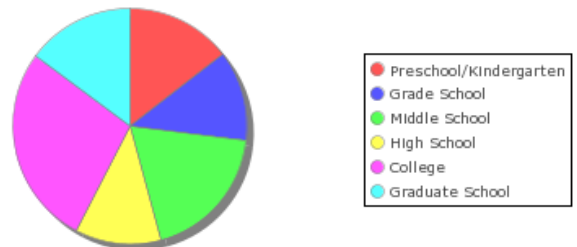
Source: 2020 Census / US Census Bureau

House Median Year Built	1977	Per Capita Income	\$41,637
Average Home Value	\$410,633	Average Household Income	\$88,781
Average Rent	\$1,766		

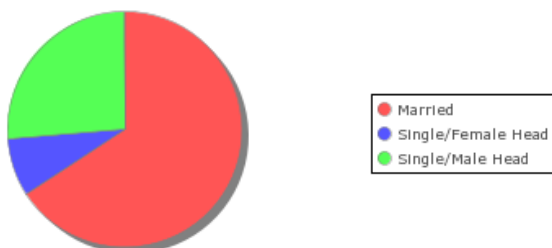
Education Attained



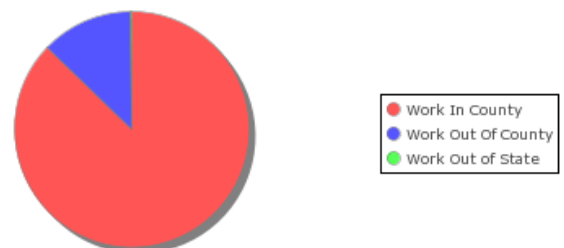
Education - Current Enrollment



Family Type



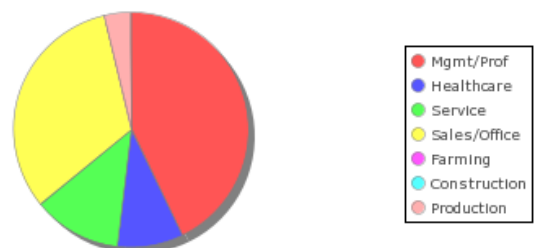
Place Of Employment



Year Built Distribution



Occupation



Source: 2022 American Community Survey, 5 year estimates / US Census Bureau

*Includes all data from census blocks completely or partially located inside the noted radius.