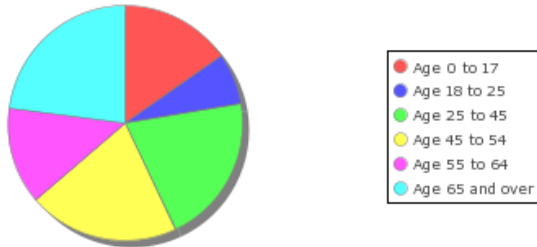




Demographic Overview For A 1 Mile Radius from Subject Property*

Persons	35,374	Families	8,865
Households	11,528	Persons Per Household	3.1
Percent Children	16.52 %		

Age Distribution



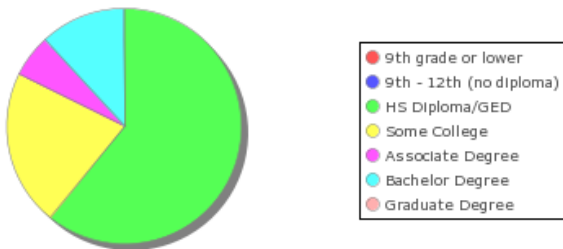
Occupancy - Rent vs Own



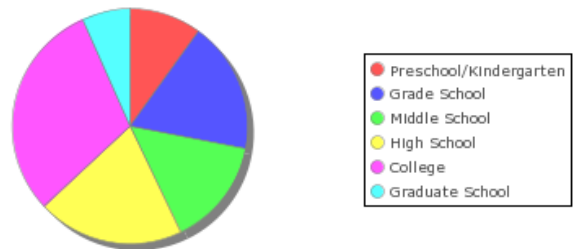
Source: 2020 Census / US Census Bureau

House Median Year Built	1962	Per Capita Income	\$33,892
Average Home Value	\$440,144	Average Household Income	\$79,315
Average Rent	\$1,930		

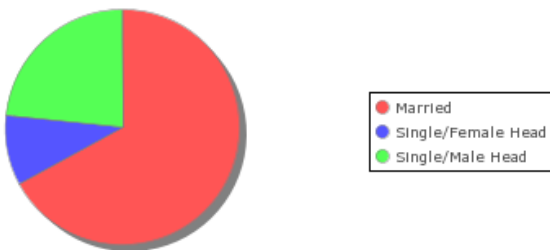
Education Attained



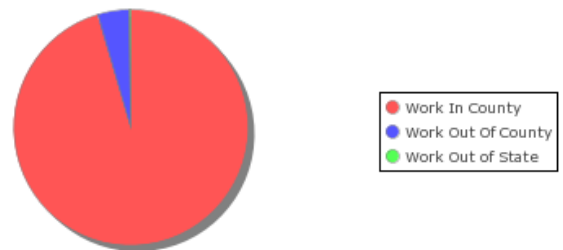
Education - Current Enrollment



Family Type



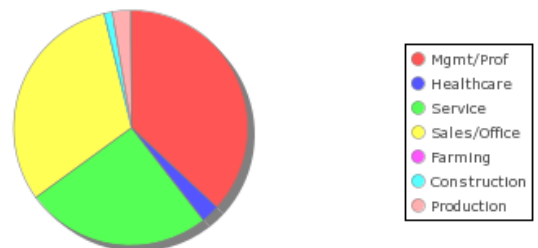
Place Of Employment



Year Built Distribution



Occupation



Source: 2022 American Community Survey, 5 year estimates / US Census Bureau

*Includes all data from census blocks completely or partially located inside the noted radius.