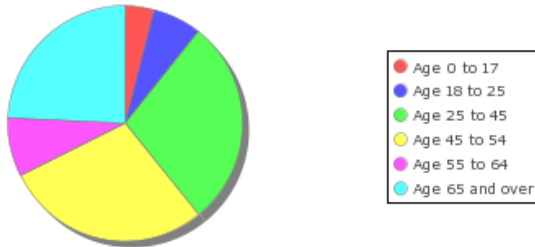




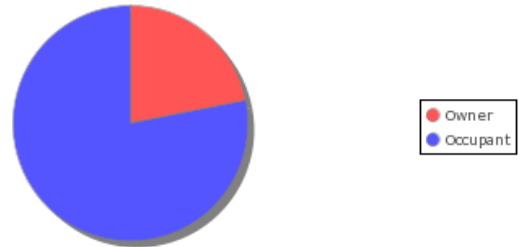
**Demographic Overview For A 1/4 Mile Radius from Subject Property\***

Persons	3,896	Families	567
Households	2,123	Persons Per Household	1.8
Percent Children	6.09 %		

**Age Distribution**



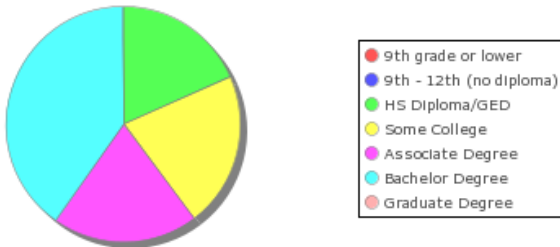
**Occupancy - Rent vs Own**



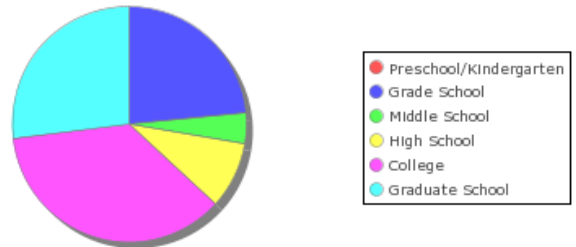
Source: 2020 Census / US Census Bureau

House Median Year Built	1977	Per Capita Income	\$52,534
Average Home Value	\$606,600	Average Household Income	\$70,718
Average Rent	\$1,460		

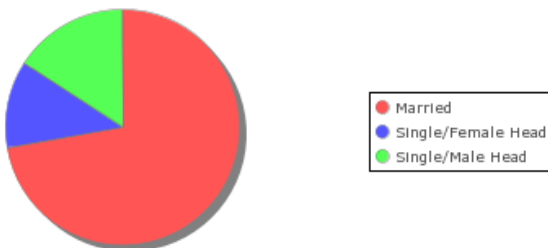
**Education Attained**



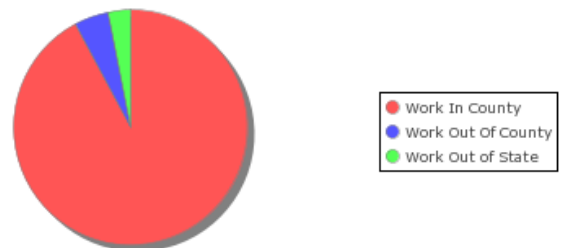
**Education - Current Enrollment**



**Family Type**



**Place Of Employment**



**Year Built Distribution**



**Occupation**



Source: 2022 American Community Survey, 5 year estimates / US Census Bureau

\*Includes all data from census blocks completely or partially located inside the noted radius.