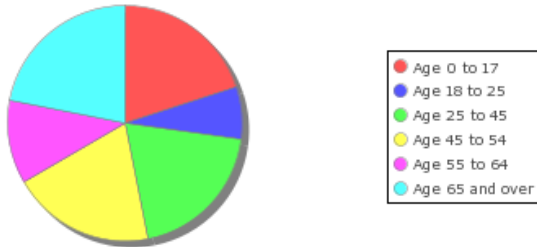




Demographic Overview For A 1/2 Mile Radius from Subject Property*

Persons	15,596	Families	4,107
Households	6,273	Persons Per Household	2.5
Percent Children	22.27 %		

Age Distribution



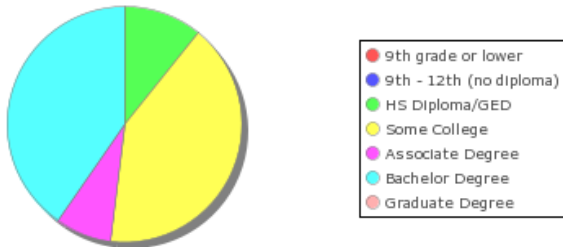
Occupancy - Rent vs Own



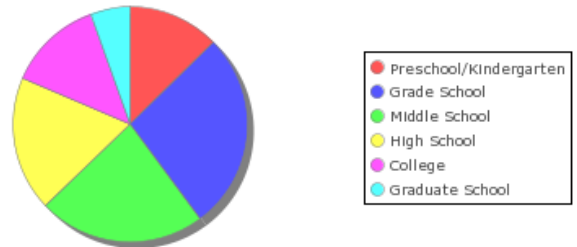
Source: 2020 Census / US Census Bureau

House Median Year Built	1985	Per Capita Income	\$57,554
Average Home Value	\$458,844	Average Household Income	\$100,655
Average Rent	\$2,250		

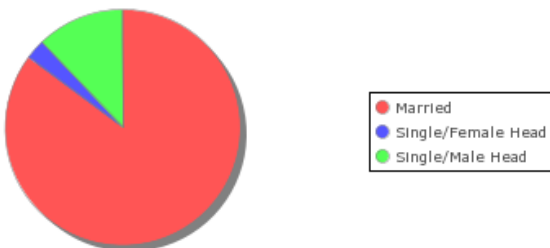
Education Attained



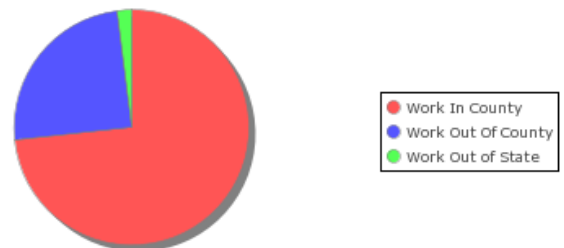
Education - Current Enrollment



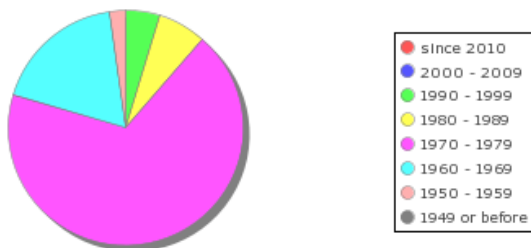
Family Type



Place Of Employment



Year Built Distribution



Occupation



Source: 2022 American Community Survey, 5 year estimates / US Census Bureau

*Includes all data from census blocks completely or partially located inside the noted radius.