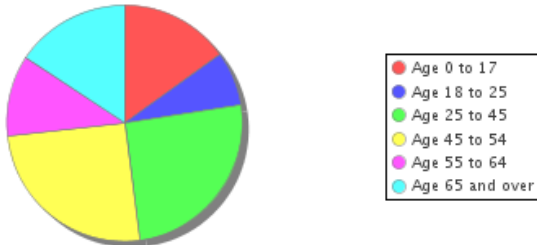




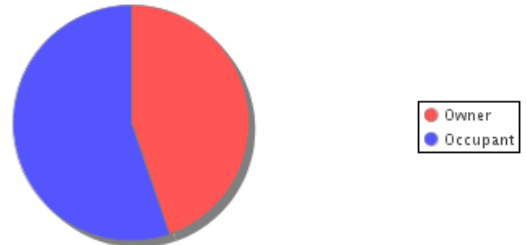
**Demographic Overview For A 1 Mile Radius from Subject Property\***

Persons	40,399	Families	10,066
Households	17,169	Persons Per Household	2.4
Percent Children	17.5 %		

**Age Distribution**



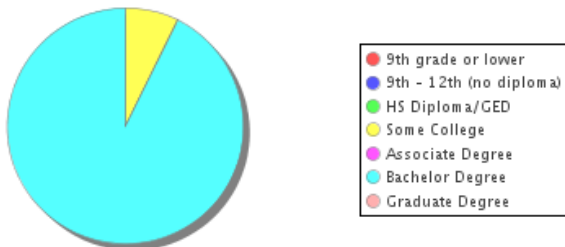
**Occupancy - Rent vs Own**



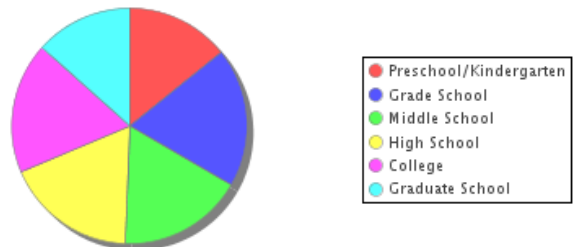
Source: 2020 Census / US Census Bureau

House Median Year Built	1974	Per Capita Income	\$62,777
Average Home Value	\$740,345	Average Household Income	\$115,507
Average Rent	\$1,996		

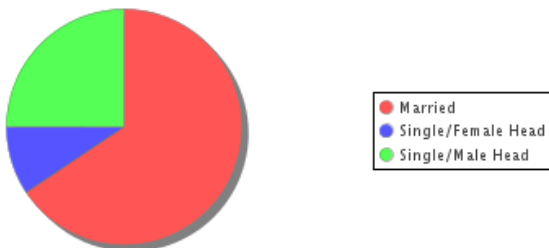
**Education Attained**



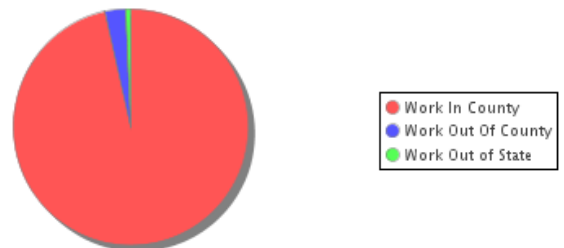
**Education - Current Enrollment**



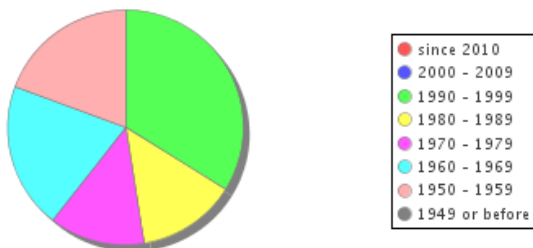
**Family Type**



**Place Of Employment**



**Year Built Distribution**



**Occupation**



Source: 2022 American Community Survey, 5 year estimates / US Census Bureau

\*Includes all data from census blocks completely or partially located inside the noted radius.