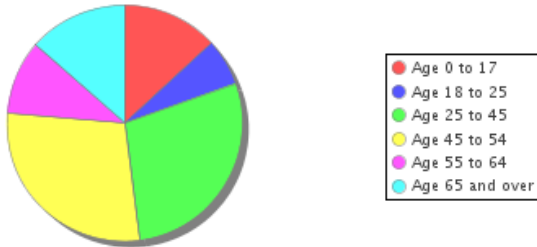




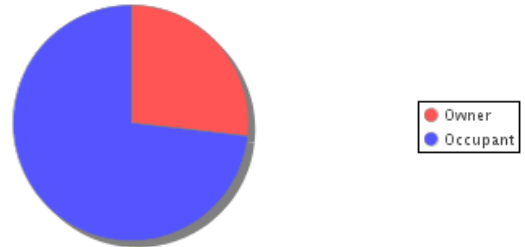
**Demographic Overview For A 3 Mile Radius from Subject Property\***

Persons	352,948	Families	81,865
Households	152,786	Persons Per Household	2.3
Percent Children	16.09 %		

**Age Distribution**



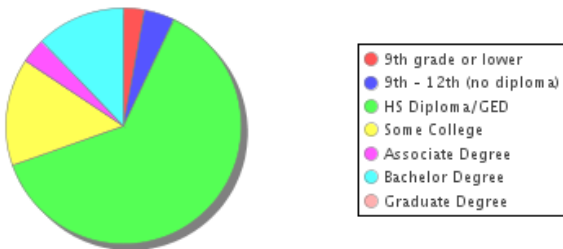
**Occupancy - Rent vs Own**



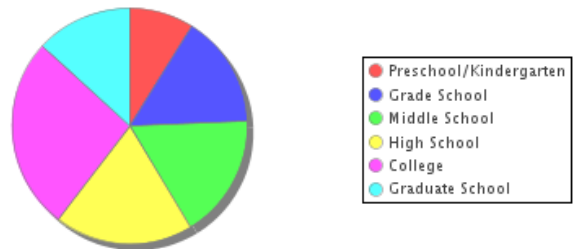
Source: 2020 Census / US Census Bureau

House Median Year Built	1975	Per Capita Income	\$45,730
Average Home Value	\$483,581	Average Household Income	\$69,173
Average Rent	\$1,728		

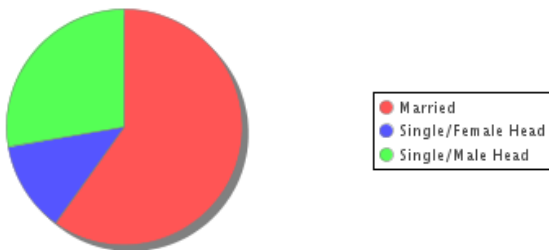
**Education Attained**



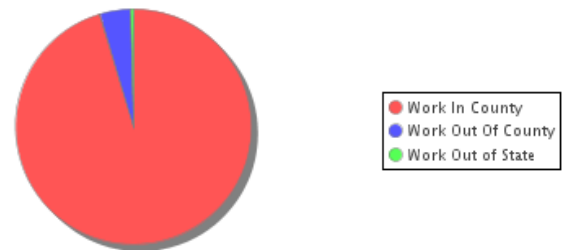
**Education - Current Enrollment**



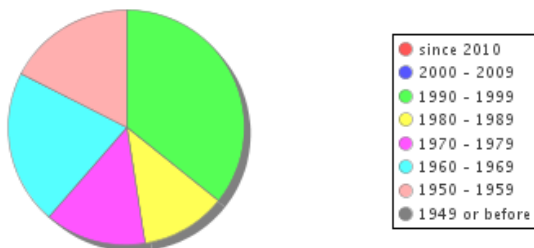
**Family Type**



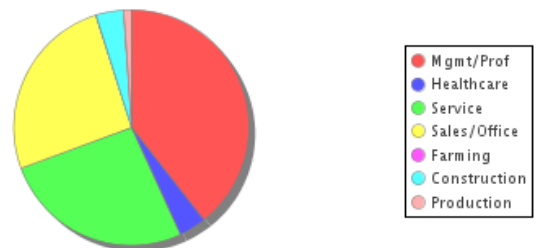
**Place Of Employment**



**Year Built Distribution**



**Occupation**



Source: 2022 American Community Survey, 5 year estimates / US Census Bureau

\*Includes all data from census blocks completely or partially located inside the noted radius.