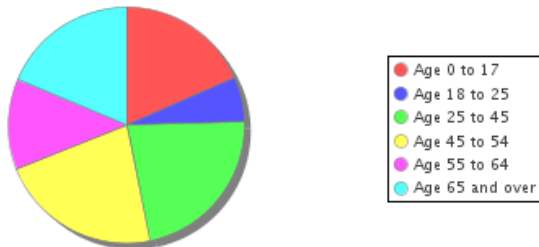




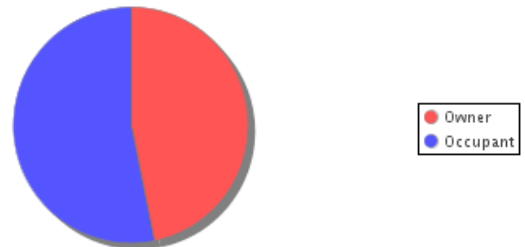
Demographic Overview For A 1/4 Mile Radius from Subject Property*

Persons	9,472	Families	2,415
Households	4,055	Persons Per Household	2.3
Percent Children	21 %		

Age Distribution



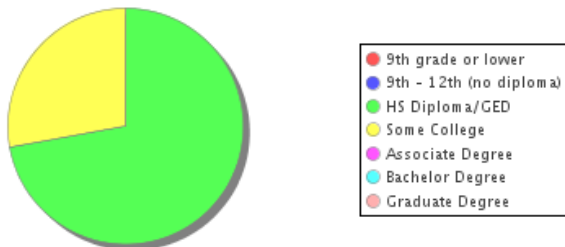
Occupancy - Rent vs Own



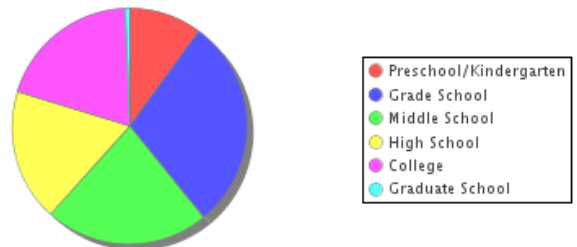
Source: 2020 Census / US Census Bureau

House Median Year Built	1976	Per Capita Income	\$25,984
Average Home Value	\$103,033	Average Household Income	\$49,460
Average Rent	\$1,336		

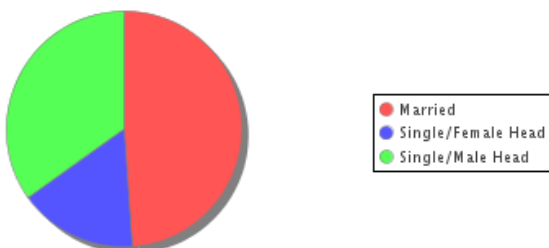
Education Attained



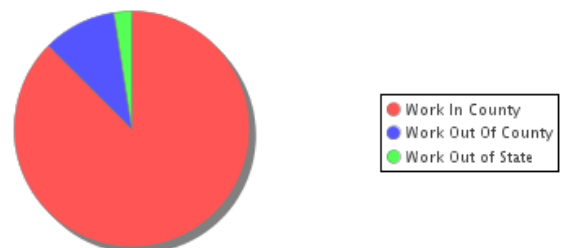
Education - Current Enrollment



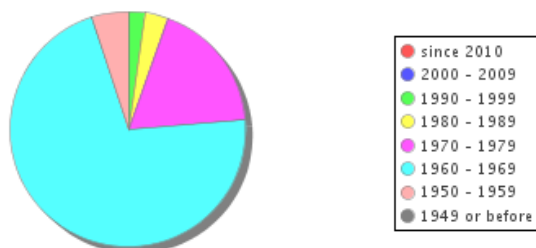
Family Type



Place Of Employment



Year Built Distribution



Occupation



Source: 2022 American Community Survey, 5 year estimates / US Census Bureau

*Includes all data from census blocks completely or partially located inside the noted radius.