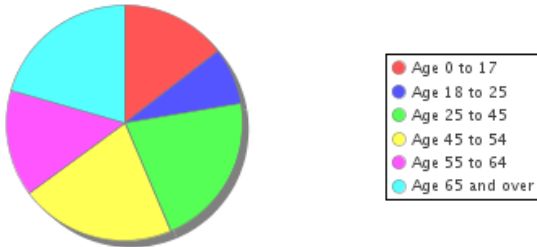




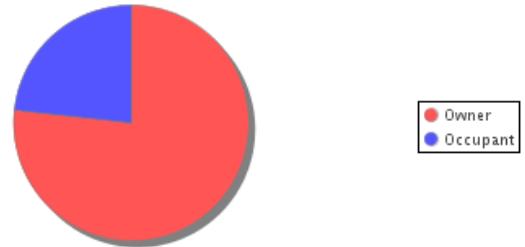
**Demographic Overview For A 1 Mile Radius from Subject Property\***

Persons	39,192	Families	9,725
Households	11,870	Persons Per Household	3.3
Percent Children	16.3 %		

**Age Distribution**



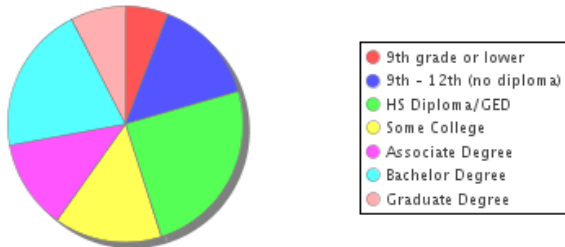
**Occupancy - Rent vs Own**



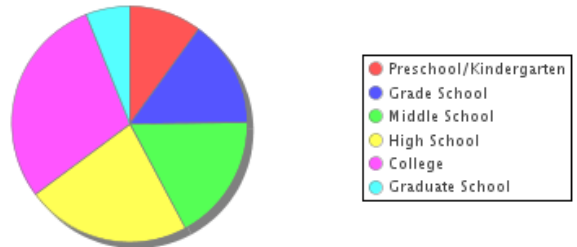
Source: 2020 Census / US Census Bureau

House Median Year Built	1986	Per Capita Income	\$28,023
Average Home Value	\$349,632	Average Household Income	\$81,344
Average Rent	\$1,912		

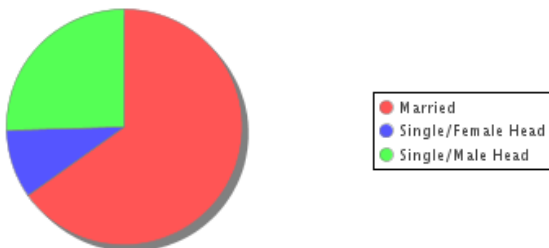
**Education Attained**



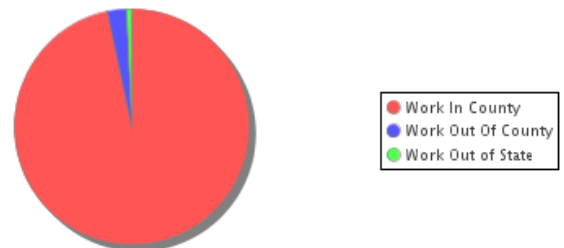
**Education - Current Enrollment**



**Family Type**



**Place Of Employment**



**Year Built Distribution**



**Occupation**



Source: 2021 American Community Survey, 5 year estimates / US Census Bureau

\*Includes all data from census blocks completely or partially located inside the noted radius.