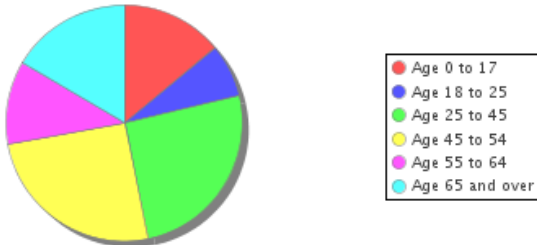




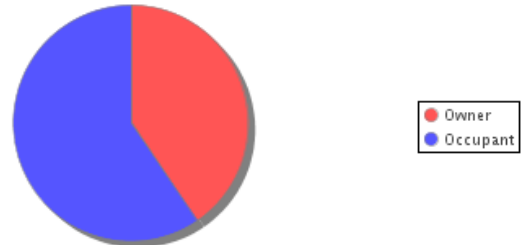
**Demographic Overview For A 1 Mile Radius from Subject Property\***

Persons	42,093	Families	10,497
Households	18,212	Persons Per Household	2.3
Percent Children	16.28 %		

**Age Distribution**



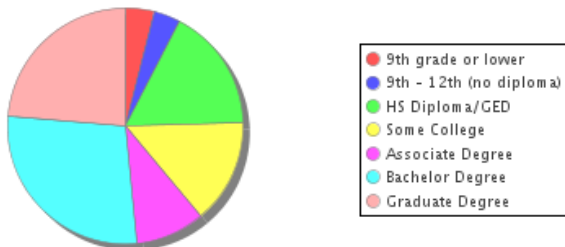
**Occupancy - Rent vs Own**



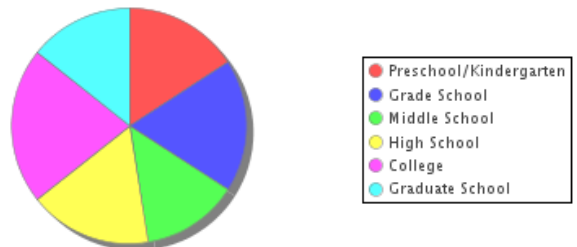
Source: 2020 Census / US Census Bureau

House Median Year Built	1923	Per Capita Income	\$54,400
Average Home Value	\$526,275	Average Household Income	\$91,157
Average Rent	\$1,880		

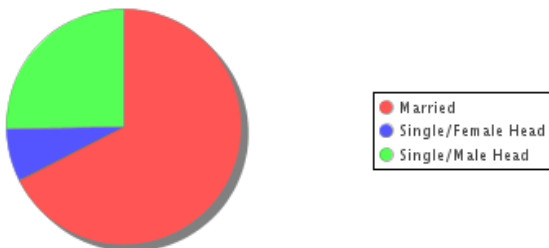
**Education Attained**



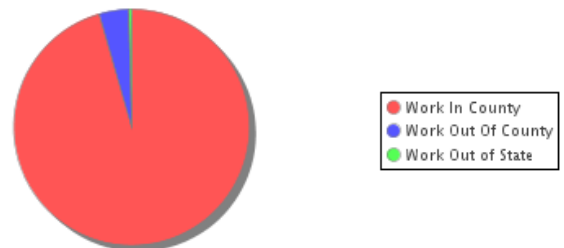
**Education - Current Enrollment**



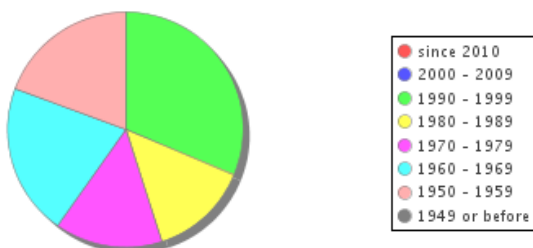
**Family Type**



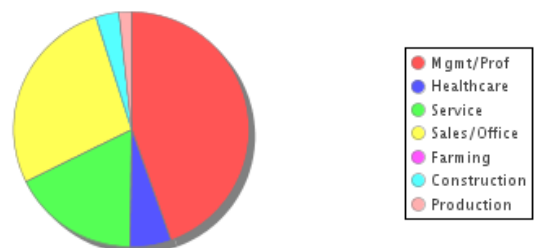
**Place Of Employment**



**Year Built Distribution**



**Occupation**



Source: 2021 American Community Survey, 5 year estimates / US Census Bureau

\*Includes all data from census blocks completely or partially located inside the noted radius.

