



**Demographic Overview For A 1 Mile Radius from Subject Property\***

Persons	41,919	Families	11,321
Households	20,834	Persons Per Household	2
Percent Children	14.18 %		

**Age Distribution**



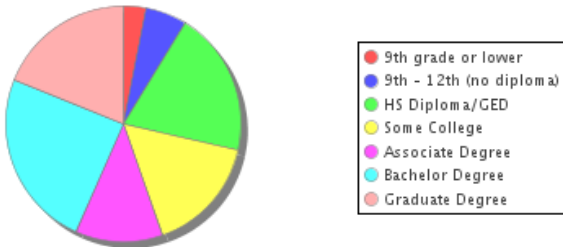
**Occupancy - Rent vs Own**



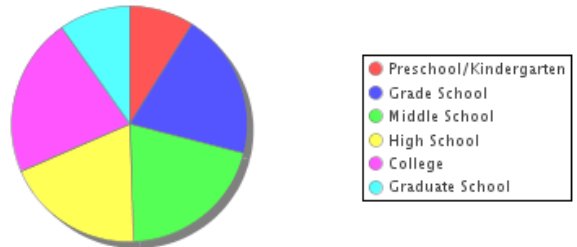
Source: 2020 Census / US Census Bureau

House Median Year Built	1979	Per Capita Income	\$49,825
Average Home Value	\$467,277	Average Household Income	\$80,081
Average Rent	\$1,548		

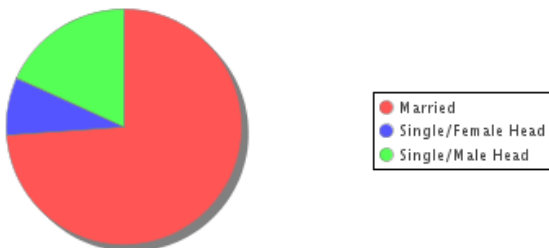
**Education Attained**



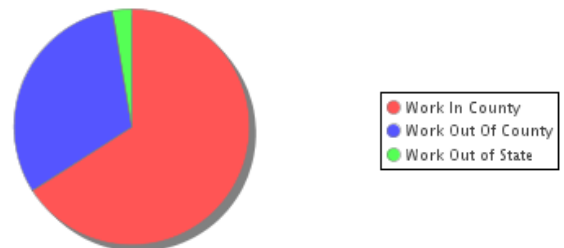
**Education - Current Enrollment**



**Family Type**



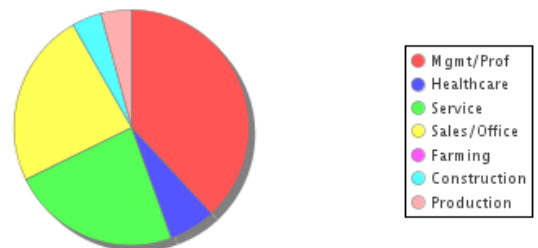
**Place Of Employment**



**Year Built Distribution**



**Occupation**



Source: 2021 American Community Survey, 5 year estimates / US Census Bureau

\*Includes all data from census blocks completely or partially located inside the noted radius.

