



Demographic Overview For A 1 Mile Radius from Subject Property*

Persons	4,348	Families	1,197
Households	2,003	Persons Per Household	2.2
Percent Children	13.22 %		

Age Distribution



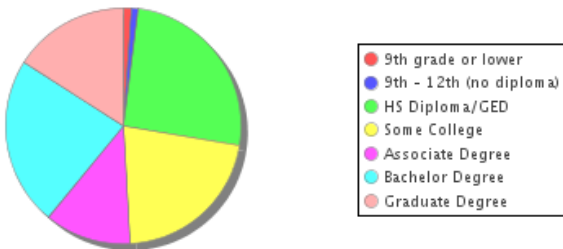
Occupancy - Rent vs Own



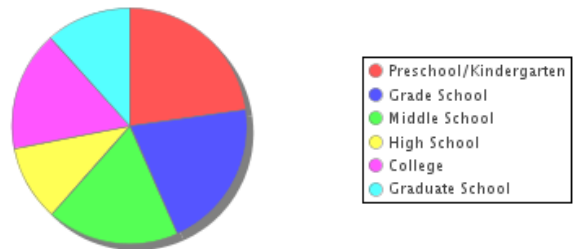
Source: 2020 Census / US Census Bureau

House Median Year Built	1987	Per Capita Income	\$56,626
Average Home Value	\$657,200	Average Household Income	\$70,477
Average Rent	\$1,380		

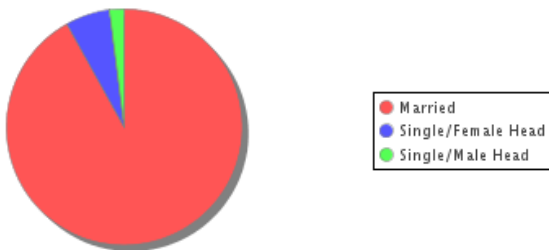
Education Attained



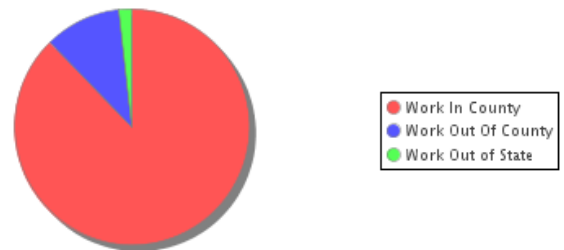
Education - Current Enrollment



Family Type



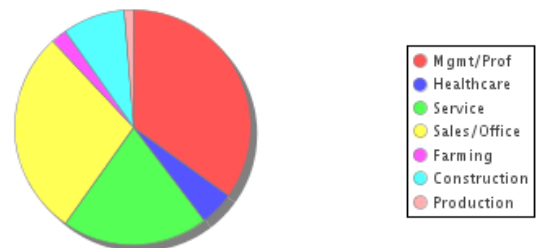
Place Of Employment



Year Built Distribution



Occupation



Source: 2021 American Community Survey, 5 year estimates / US Census Bureau

*Includes all data from census blocks completely or partially located inside the noted radius.