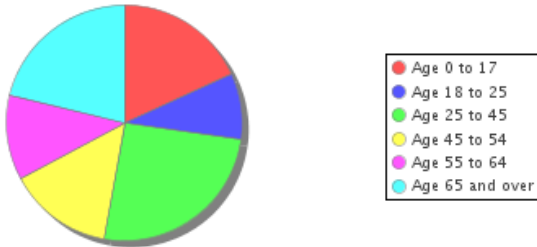




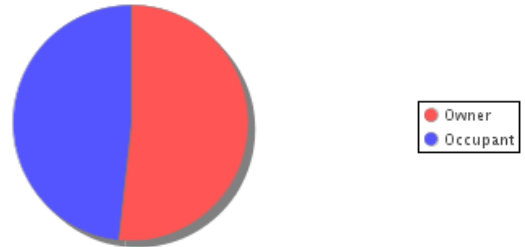
Demographic Overview For A 1 Mile Radius from Subject Property*

Persons	65,390	Families	16,616
Households	21,940	Persons Per Household	3
Percent Children	18.39 %		

Age Distribution



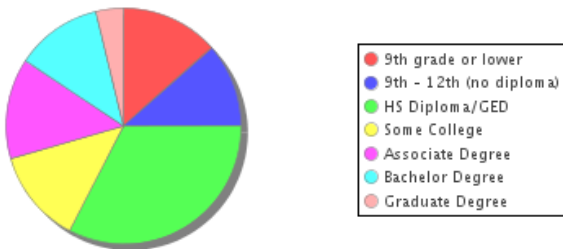
Occupancy - Rent vs Own



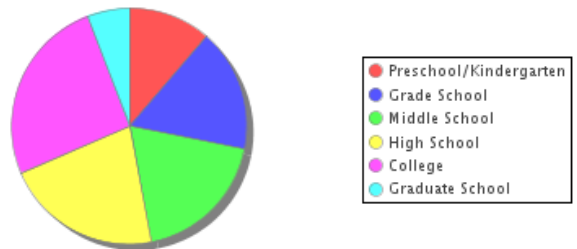
Source: 2010 Census / US Census Bureau

House Median Year Built	1973	Per Capita Income	\$19,786
Average Home Value	\$232,925	Average Household Income	\$40,574
Average Rent	\$1,433		

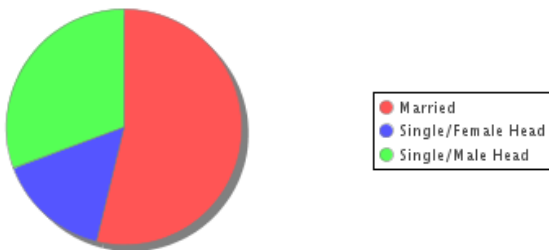
Education Attained



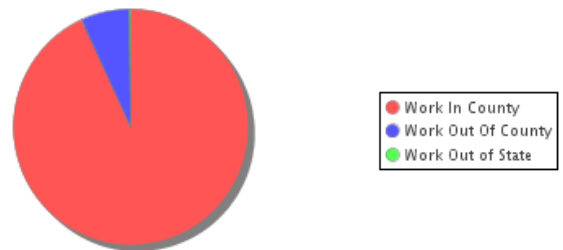
Education - Current Enrollment



Family Type



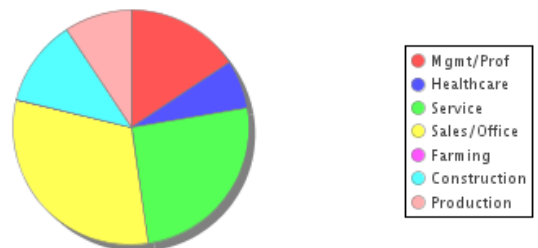
Place Of Employment



Year Built Distribution



Occupation



Source: 2021 American Community Survey, 5 year estimates / US Census Bureau

*Includes all data from census blocks completely or partially located inside the noted radius.

