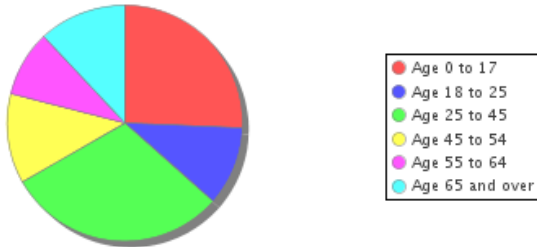




**Demographic Overview For A 1 Mile Radius from Subject Property\***

Persons	29,480	Families	6,587
Households	10,110	Persons Per Household	2.9
Percent Children	25.99 %		

**Age Distribution**



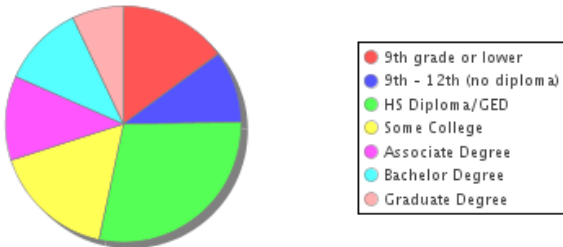
**Occupancy - Rent vs Own**



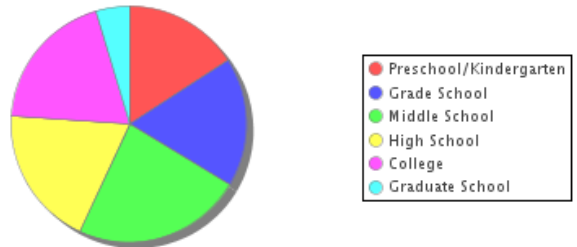
Source: 2010 Census / US Census Bureau

House Median Year Built	1976	Per Capita Income	\$30,205
Average Home Value	\$239,924	Average Household Income	\$60,078
Average Rent	\$1,432		

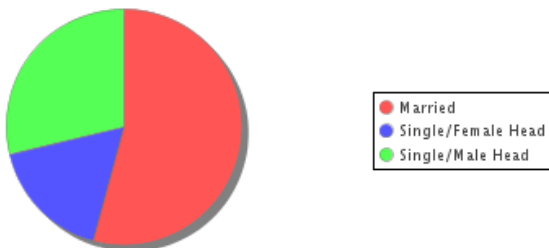
**Education Attained**



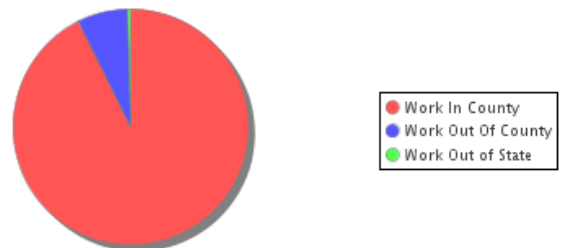
**Education - Current Enrollment**



**Family Type**



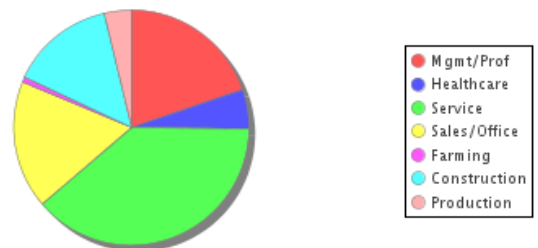
**Place Of Employment**



**Year Built Distribution**



**Occupation**



Source: 2021 American Community Survey, 5 year estimates / US Census Bureau

\*Includes all data from census blocks completely or partially located inside the noted radius.

