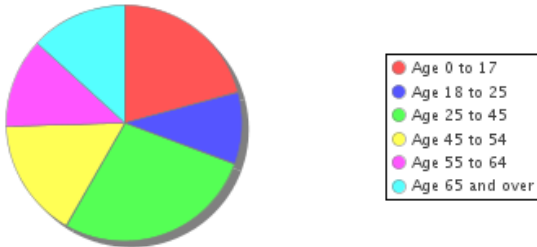




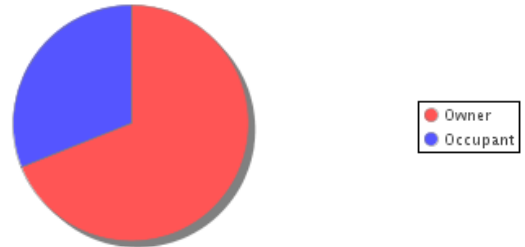
Demographic Overview For A 1 Mile Radius from Subject Property*

Persons	45,069	Families	11,800
Households	15,518	Persons Per Household	2.9
Percent Children	20.99 %		

Age Distribution



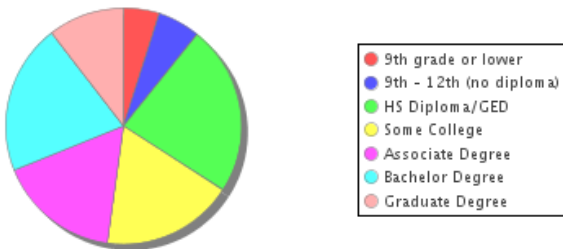
Occupancy - Rent vs Own



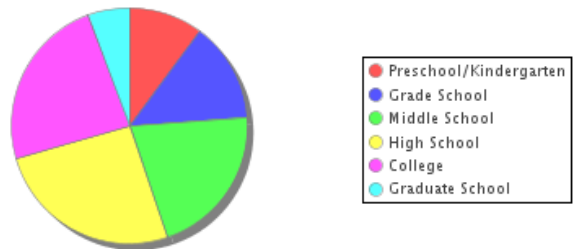
Source: 2010 Census / US Census Bureau

House Median Year Built	1983	Per Capita Income	\$32,467
Average Home Value	\$344,293	Average Household Income	\$86,334
Average Rent	\$1,741		

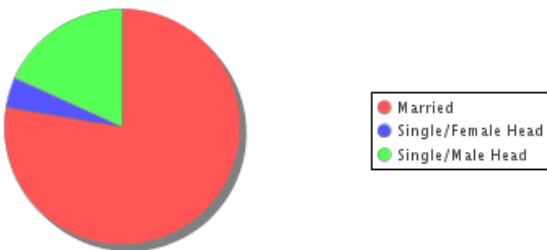
Education Attained



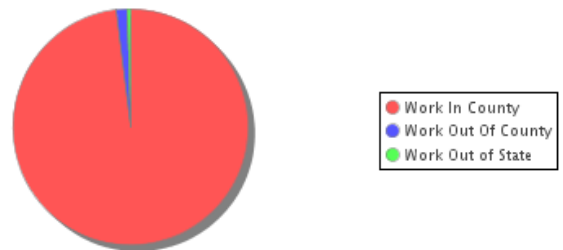
Education - Current Enrollment



Family Type



Place Of Employment



Year Built Distribution



Occupation



Source: 2021 American Community Survey, 5 year estimates / US Census Bureau

*Includes all data from census blocks completely or partially located inside the noted radius.

