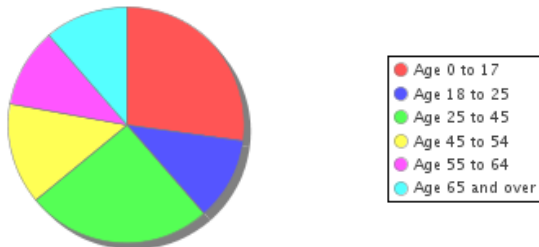




Demographic Overview For A 1 Mile Radius from Subject Property*

Persons	38,357	Families	9,312
Households	13,300	Persons Per Household	2.9
Percent Children	27.18 %		

Age Distribution



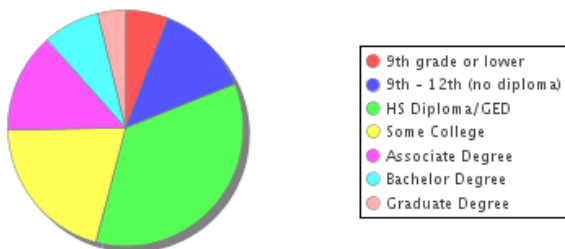
Occupancy - Rent vs Own



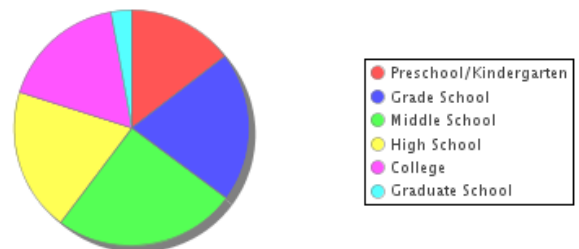
Source: 2010 Census / US Census Bureau

House Median Year Built	1970	Per Capita Income	\$18,381
Average Home Value	\$205,860	Average Household Income	\$43,937
Average Rent	\$1,320		

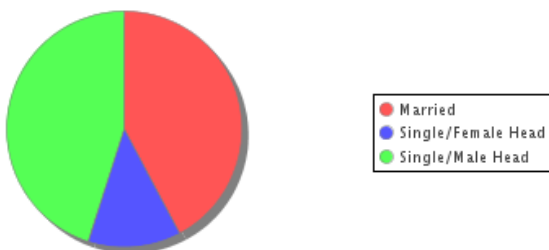
Education Attained



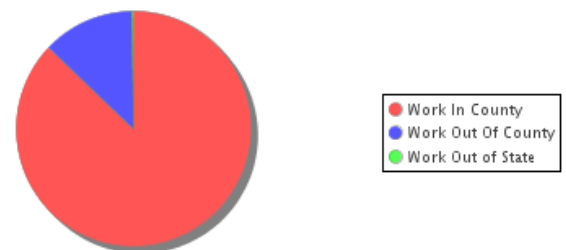
Education - Current Enrollment



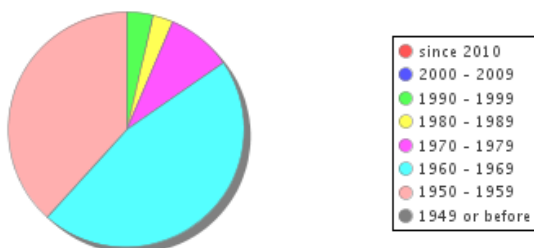
Family Type



Place Of Employment



Year Built Distribution



Occupation



Source: 2021 American Community Survey, 5 year estimates / US Census Bureau

*Includes all data from census blocks completely or partially located inside the noted radius.

