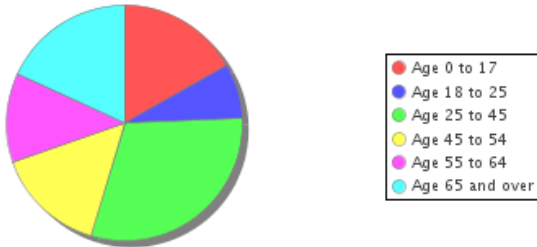




**Demographic Overview For A 1/2 Mile Radius from Subject Property\***

Persons	12,479	Families	3,203
Households	5,940	Persons Per Household	2.1
Percent Children	16.83 %		

**Age Distribution**



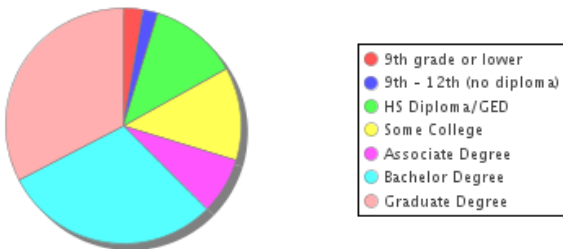
**Occupancy - Rent vs Own**



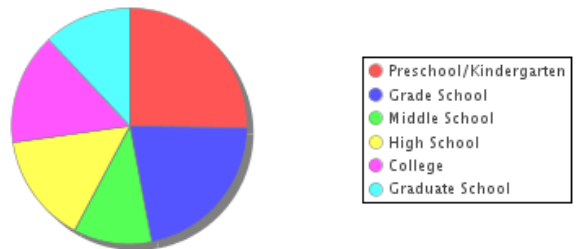
Source: 2010 Census / US Census Bureau

House Median Year Built	1829	Per Capita Income	\$71,635
Average Home Value	\$653,169	Average Household Income	\$118,395
Average Rent	\$2,019		

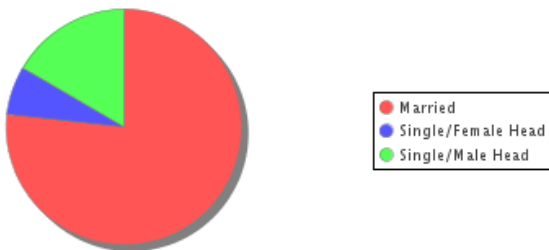
**Education Attained**



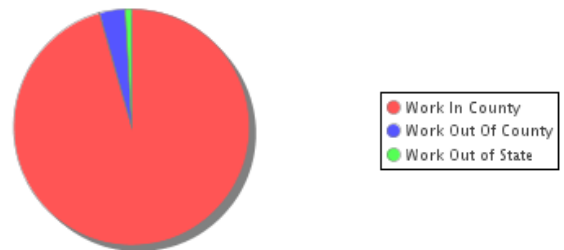
**Education - Current Enrollment**



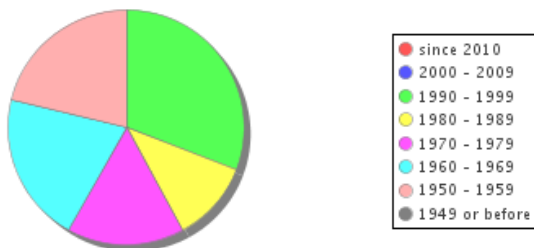
**Family Type**



**Place Of Employment**



**Year Built Distribution**



**Occupation**



Source: 2021 American Community Survey, 5 year estimates / US Census Bureau

\*Includes all data from census blocks completely or partially located inside the noted radius.