



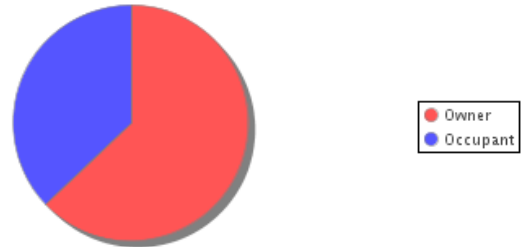
Demographic Overview For A 1/2 Mile Radius from Subject Property\*

Persons	15,123	Families	3,563
Households	8,279	Persons Per Household	1.8
Percent Children	11.47 %		

Age Distribution



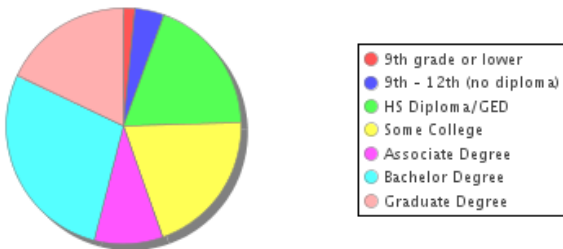
Occupancy - Rent vs Own



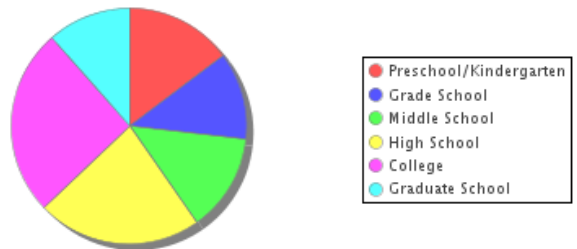
Source: 2010 Census / US Census Bureau

House Median Year Built	1969	Per Capita Income	\$58,963
Average Home Value	\$530,473	Average Household Income	\$74,945
Average Rent	\$1,515		

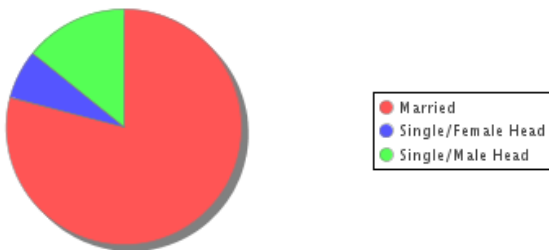
Education Attained



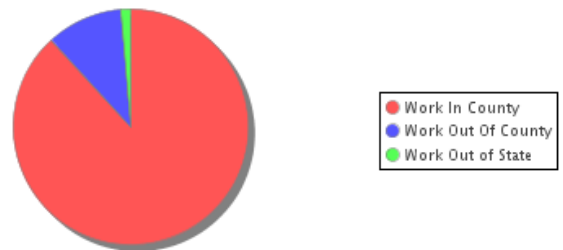
Education - Current Enrollment



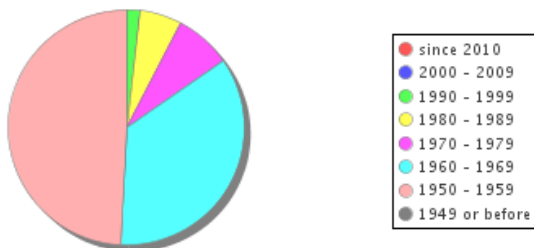
Family Type



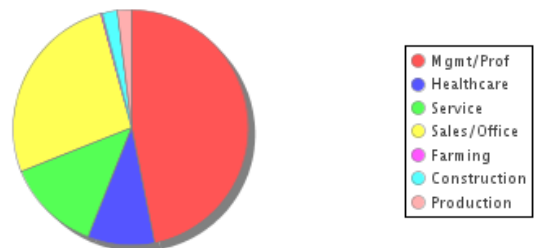
Place Of Employment



Year Built Distribution



Occupation



Source: 2021 American Community Survey, 5 year estimates / US Census Bureau

\*Includes all data from census blocks completely or partially located inside the noted radius.