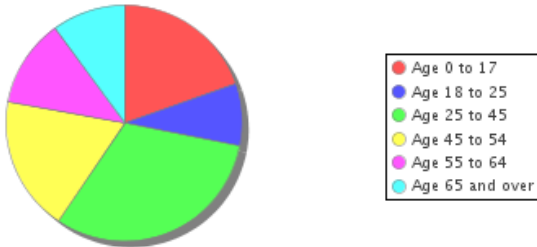




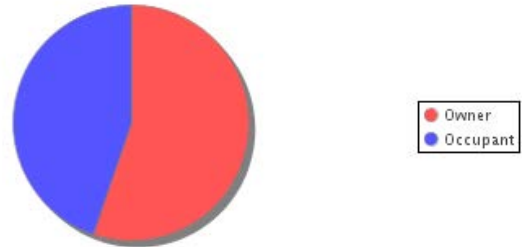
Demographic Overview For A 1 Mile Radius from Subject Property*

Persons	31,614	Families	6,511
Households	13,006	Persons Per Household	2.4
Percent Children	19.82 %		

Age Distribution



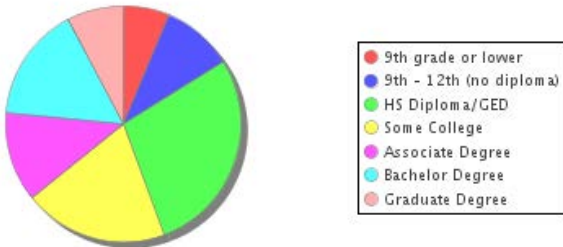
Occupancy - Rent vs Own



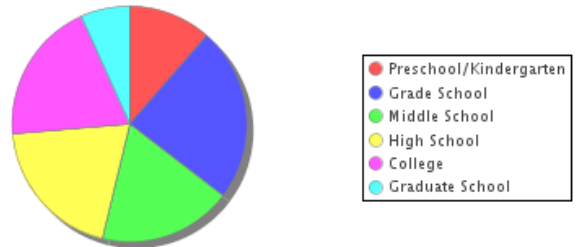
Source: 2010 Census / US Census Bureau

House Median Year Built	1967	Per Capita Income	\$32,526
Average Home Value	\$230,761	Average Household Income	\$53,706
Average Rent	\$1,300		

Education Attained



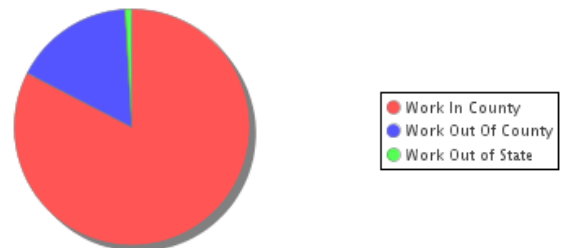
Education - Current Enrollment



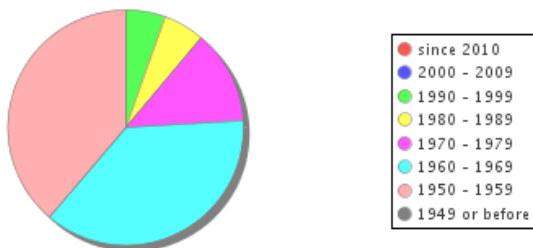
Family Type



Place Of Employment



Year Built Distribution



Occupation



Source: 2018 American Community Survey, 5 year estimates / US Census Bureau

*Includes all data from census blocks completely or partially located inside the noted radius.